

# Consent and Respectful Relationships Education

## FEDERATION FUNDING AGREEMENT – EDUCATION AND SKILLS

**Table 1: Formalities and operation of Schedule**

Parties	Commonwealth New South Wales Victoria Queensland Western Australia South Australia Tasmania the Australian Capital Territory the Northern Territory.
Duration	This Schedule is expected to expire on the later of 30 June 2029, or on completion of the activities under this Schedule, including final performance reporting and processing of final payments against milestones at Table 2A.
Purpose	<p>The purpose of this Schedule is to provide funding to support delivery of age appropriate, expert developed, evidence-based consent and respectful relationships education (RRE) across government and non-government primary and secondary schools (schools) in school years 2024-2028.</p> <p>The RRE activities progressed under this Schedule support the <i>National Plan to End Violence Against Women and Children 2022-2032</i>, Recommendation 10 of the <i>Respect@Work: Sexual Harassment National Inquiry Report</i>, Recommendation 59 of the <i>Inquiry into family, domestic and sexual violence</i>, and the Australian Curriculum Version 9.0.</p>
Estimated financial contributions	<p>The Commonwealth will provide an estimated total financial contribution to the States of \$77.60 million in respect of this Schedule.</p> <p>Appendix A to this Schedule outlines the share of funding allocated to the government and non-government sectors in each State. A consolidated view of all State and Territory total distributions is provided in Table 1A.</p>

**Table 1A**

State	Funding allocation
New South Wales	\$25,440,395.55
Victoria	\$18,350,973.35
Queensland	\$14,346,688.65
Western Australia	\$8,967,679.42
South Australia	\$5,770,645.75
Tasmania	\$2,078,071.91
Australian Capital Territory	\$1,094,984.03
Northern Territory	\$1,550,561.34
<b>Total funding</b>	<b>\$77,600,000.00</b>

<p>Additional terms</p>	<p><i>Role of the Commonwealth</i></p> <ol style="list-style-type: none"> <li>1. In addition to Clause 19 of the FFA (Role of the Commonwealth), the Commonwealth will be responsible for: <ol style="list-style-type: none"> <li>a) providing reporting templates to guide and support the development of Implementation Plans and Reports in accordance with Table 2A in this Schedule;</li> <li>b) advising each State when it has reviewed and accepted the States' Implementation Plans and Reports outlined in Table 2A;</li> <li>c) advising each State when it has reviewed and accepted each of the non-government sector's Implementation Plans and Reports outlined in Table 2A, to enable the State to process payments to the non-government sectors as outlined in Appendix A;</li> <li>d) advising each State within 20 business days of the acceptance of final milestone reports outlined in Table 2A, and the expected date States should receive their Treasury payments;</li> <li>e) providing a RRE framework to provide guidance in the delivery of RRE under this Schedule;</li> <li>f) facilitating and sharing information and resources with the States and the non-government school representative bodies (NGRBs) regarding the delivery of RRE, including through the National Respectful Relationships Education Expert Working Group; and</li> <li>g) funding an independent evaluation of the implementation of RRE activities under this Schedule and ensuring opportunities for the States and NGRBs to contribute to this evaluation, including providing input to the evaluation methodology and reviewing draft evaluation reports.</li> </ol> </li> </ol> <p><i>Role of the States</i></p> <ol style="list-style-type: none"> <li>2. In addition to Clause 20 of the FFA (Role of the States and Territories), States will be responsible for: <ol style="list-style-type: none"> <li>a) undertaking appropriate processes to ensure the successful implementation of RRE under this Schedule, in government schools in that State, including implementation and reporting arrangements (as outlined in Table 2A);</li> <li>b) putting in place appropriate processes to ensure that the non-government sector reports to the Commonwealth through the State on the implementation of RRE under this Schedule (in the same way that the State reports to the Commonwealth under this Schedule) through: <ol style="list-style-type: none"> <li>i. outlining the purpose of the funding that is being provided.</li> <li>ii. distributing funding as outlined in Appendix A to the non-government sectors, on acceptance by the Commonwealth of performance milestones (as outlined in Table 2A).</li> </ol> </li> </ol> </li> </ol>
-------------------------	---

- iii. providing written confirmation to the Commonwealth that the funding at Appendix A has been distributed to the non-government sectors as part of annual reporting (as outlined in Table 2A).
  - iv. receiving and forwarding Implementation Plans and reporting (as outlined in Table 2A) from the non-government school sector to the Commonwealth for review and acceptance.
- c) ensuring compliance with laws and policies that relate to child protection and child safety matters.

*Shared roles and responsibilities*

3. In addition to Clause 21 of the FFA (Shared roles and responsibilities), the Commonwealth and the States agree to participate in an independent evaluation of RRE activities progressed under this Schedule. Participation in this independent evaluation includes the Commonwealth providing information collected as part of the reporting provided under this Schedule to evaluators.
4. The Commonwealth and States will continue to work together to guide the activities under this Schedule, which may include participating in the National Respectful Relationships Education Expert Working Group (NRREEWG) or similar bodies. The NRREEWG will guide the Commonwealth's RRE measure until the end of its term, including providing updates on activities funded through this Schedule.

*Activities to be funded*

5. The parties agree that the funding provided under this Schedule can be used to support one or more of the following activities:
  - a) building on the evidence base in relation to RRE to ensure it is tailored, appropriate and inclusive for all school communities;
  - b) providing support for schools to invest in expert developed, evidence-based, age-appropriate RRE, this may include:
    - i. creating an additional position/s as determined by the State, or the NGRBs for the non-government sector, to lead and coordinate the implementation of whole-of-school approaches to RRE;
    - ii. providing evidence-based training/professional development, including related resources for teachers and suitably qualified school staff to build understanding of RRE to support instruction/delivery of RRE, and supporting employment of casual relief teachers to facilitate participation in professional development;

- iii. roll out of whole-of-school approaches to preventing gender-based violence which includes (but is not limited to) professional development and engaging with families and communities;
- iv. engaging with external organisations with expertise in prevention and gender equality and other required expertise as determined by the States, or NGRBs for the non-government sector, to support teachers and suitably qualified school staff (as determined by the school) to understand how to safely and confidently deliver RRE, including consent;
- v. improving access for schools to partner with high quality external providers with experience in successfully delivering expert developed, age-appropriate, evidence based, RRE programs in schools as a short-term measure, while building the school's capacity through professional development for teachers and suitably qualified school staff in understanding and delivering RRE long term;
- vi. targeted services/resources to support the needs of vulnerable and marginalised groups within school communities. This may include support to introduce policies and practices which reduce discrimination and enable an accessible and inclusive environment for students from priority equity cohorts and/or marginalized communities;
- vii. providing support for related activities as determined by the States, or NGRBs for the non-government sector, to support the delivery of RRE in schools, including creation of a prevention, coordination, monitoring and evaluation workforce to support the delivery of RRE; and or
- viii. other identified programs or projects as agreed by the Commonwealth that States or NGRBs consider appropriate to deliver RRE in their jurisdiction or sectors.

- 6. The funding must be used to enhance or supplement (and not replace) existing programs or fund new activities as outlined above.
- 7. States, and NGRBs for the non-government sector, will determine any further redistribution of the funding outlined in Appendix A within their sector, that best meets their sector needs and the requirements of this Schedule, including to schools where agreed as part of Implementation Plans.
- 8. States may use up to one per cent (1 %) of the Commonwealth's financial contribution for government schools in that State to support the general administration requirements under this Schedule, with project management costs for specific projects and activities funded under the Schedule reflected in the Implementation Plan.

*Interpretation*


*Appendix B provides a definition of terms used in this Schedule.*

**Table 2A: Performance requirements, reporting and payment summary**

Output	Performance milestones	Report due	Payment
Planning and preparations for the delivery of RRE from the 2024 school year and provision of a Draft Implementation Plan in 2024.	Draft Implementation Plan covering the 2024 to 2028 school years detailing all anticipated activities, funding and funding allocation/expenditure consistent with Clause 5.	Draft Implementation Plan to be delivered no later than 30 business days after the signing of the Schedule by State Minister	In accordance with Appendix A of this Schedule.
Provision of an Interim Progress Report in 2024.	Interim Progress Report covering the first six months of implementation detailing all activities, funding and funding allocation/expenditure consistent with Clause 5.	29/11/2024	Not Applicable
Delivery of RRE in 2025 to 2028 school years and provision of Annual Progress Reports.	Annual Progress Report covering the 2024 school year (commencing from the date this Schedule is signed) and provision of a Final Implementation Plan detailing all activities and anticipated activities, funding and funding allocation/expenditure consistent with Clause 5.	04/03/2025	In accordance with Appendix A of this Schedule
	Annual Progress Report covering the 2025 school year detailing all activities, funding and funding allocation/expenditure consistent with Clause 5.	04/03/2026	
	Annual Progress Report covering the 2026 school year detailing all activities, funding and funding allocation/expenditure consistent with Clause 5.	04/03/2027	
	Annual Progress Report covering the 2027 school year detailing all activities, funding and funding allocation/expenditure consistent with Clause 5.	03/03/2028	
Provision of a Final Report.	Final Report covering the 2024 to 2028 school years detailing all activities, funding and funding allocation/expenditure consistent with Clause 5.	05/03/2029	Not applicable


The Parties have confirmed their commitment to this Schedule as follows:

*Signed for and on behalf of the Commonwealth  
of Australia by*



**The Honourable Jason Clare MP**  
Minister for Education  
[Day] [Month] [Year]  
19/3/24

*Signed for and on behalf of the  
State of New South Wales by*



---

**The Honourable Prue Car MP**  
Deputy Premier and Minister for Education and  
Early Learning  
[Day] [Month] [Year]  
4/5/24

*Signed for and on behalf of the  
State of Victoria by*

**The Honourable Ben Carroll MP**  
Minister for Education  
[Day] [Month] [Year]


*Signed for and on behalf of the  
State of Queensland by*

---

**The Honourable Dianne Farmer MP**  
Minister for Education and Minister for Youth  
Justice  
[Day] [Month] [Year]



Signed for and on behalf of the Australian Capital Territory by

A large, stylized handwritten signature in blue ink, consisting of several overlapping loops and curves, positioned above a horizontal line.

**Ms Yvette Berry MLA**

Minister for Education and Youth Affairs

**05 / 04 / 2024**  
[Day] [Month] [Year]

**Signed** *for and on behalf of the  
State of South Australia by*

---

**The Honourable Blair Boyer MP**  
Minister for Education, Training and Skills

[Day] [Month] [Year]

**Signed** *for and on behalf of the  
State of Tasmania by*

---

**The Honourable Roger Jaensch MP**  
Minister for Education, Children and Youth

[Day] [Month] [Year]

**Signed** *for and on behalf of the  
State of Western Australia by*

---

**The Honourable Dr Tony Buti MLA**  
Minister for Education

[Day] [Month] [Year]

**Signed** *for and on behalf of the Northern  
Territory by*



---

**The Honourable Mark Monaghan MLA**  
Minister for Education

[Day] [Month] [Year]

18 4 2024.

## APPENDIX A - FUNDING DISTRIBUTION BY SECTOR

The table below outlines the maximum amounts allocated to each sector.

State	Sector	2023-24 \$	2024-25 \$	2025-26 \$	2026-27 \$	2027-28 \$	Total \$
NSW	Government	\$4,635,939.17	\$4,635,939.17	\$4,635,939.17	\$1,877,896.80	\$1,877,896.80	\$17,663,611.11
NSW	Catholic	\$1,225,062.66	\$1,225,062.66	\$1,225,062.66	\$496,240.60	\$496,240.60	\$4,667,669.18
NSW	Independent	\$816,009.20	\$816,009.20	\$816,009.20	\$330,543.83	\$330,543.83	\$3,109,115.26
<b>NSW</b>	<b>Non Government Total</b>	<b>\$2,041,071.86</b>	<b>\$2,041,071.86</b>	<b>\$2,041,071.86</b>	<b>\$826,784.43</b>	<b>\$826,784.43</b>	<b>\$7,776,784.44</b>
<b>NSW</b>	<b>TOTAL</b>	<b>\$6,677,011.03</b>	<b>\$6,677,011.03</b>	<b>\$6,677,011.03</b>	<b>\$2,704,681.23</b>	<b>\$2,704,681.23</b>	<b>\$25,440,395.55</b>
VIC	Government	\$3,287,111.62	\$3,287,111.62	\$3,287,111.62	\$1,331,522.30	\$1,331,522.30	\$12,524,379.46
VIC	Catholic	\$1,057,245.85	\$1,057,245.85	\$1,057,245.85	\$428,262.44	\$428,262.44	\$4,028,262.43
VIC	Independent	\$471,984.76	\$471,984.76	\$471,984.76	\$191,188.59	\$191,188.59	\$1,798,331.46
<b>VIC</b>	<b>Non Government Total</b>	<b>\$1,529,230.61</b>	<b>\$1,529,230.61</b>	<b>\$1,529,230.61</b>	<b>\$619,451.03</b>	<b>\$619,451.03</b>	<b>\$5,826,593.89</b>
<b>VIC</b>	<b>TOTAL</b>	<b>\$4,816,342.23</b>	<b>\$4,816,342.23</b>	<b>\$4,816,342.23</b>	<b>\$1,950,973.33</b>	<b>\$1,950,973.33</b>	<b>\$18,350,973.35</b>
QLD	Government	\$2,620,039.83	\$2,620,039.83	\$2,620,039.83	\$1,061,309.09	\$1,061,309.09	\$9,982,737.67
QLD	Catholic	\$654,485.53	\$654,485.53	\$654,485.53	\$265,114.84	\$265,114.84	\$2,493,686.27
QLD	Independent	\$490,864.15	\$490,864.15	\$490,864.15	\$198,836.13	\$198,836.13	\$1,870,264.71
<b>QLD</b>	<b>Non Government Total</b>	<b>\$1,145,349.68</b>	<b>\$1,145,349.68</b>	<b>\$1,145,349.68</b>	<b>\$463,950.97</b>	<b>\$463,950.97</b>	<b>\$4,363,950.98</b>
<b>QLD</b>	<b>TOTAL</b>	<b>\$3,765,389.51</b>	<b>\$3,765,389.51</b>	<b>\$3,765,389.51</b>	<b>\$1,525,260.06</b>	<b>\$1,525,260.06</b>	<b>\$14,346,688.65</b>
WA	Government	\$1,694,949.70	\$1,694,949.70	\$1,694,949.70	\$686,579.46	\$686,579.46	\$6,458,008.02
WA	Catholic	\$333,535.89	\$333,535.89	\$333,535.89	\$135,106.60	\$135,106.60	\$1,270,820.87
WA	Independent	\$325,145.05	\$325,145.05	\$325,145.05	\$131,707.69	\$131,707.69	\$1,238,850.53
<b>WA</b>	<b>Non Government Total</b>	<b>\$658,680.94</b>	<b>\$658,680.94</b>	<b>\$658,680.94</b>	<b>\$266,814.29</b>	<b>\$266,814.29</b>	<b>\$2,509,671.40</b>
<b>WA</b>	<b>TOTAL</b>	<b>\$2,353,630.64</b>	<b>\$2,353,630.64</b>	<b>\$2,353,630.64</b>	<b>\$953,393.75</b>	<b>\$953,393.75</b>	<b>\$8,967,679.42</b>
SA	Government	\$1,074,027.53	\$1,074,027.53	\$1,074,027.53	\$435,060.25	\$435,060.25	\$4,092,203.09
SA	Catholic	\$218,161.84	\$218,161.84	\$218,161.84	\$88,371.61	\$88,371.61	\$831,228.74
SA	Independent	\$222,357.26	\$222,357.26	\$222,357.26	\$90,071.07	\$90,071.07	\$847,213.92
<b>SA</b>	<b>Non Government Total</b>	<b>\$440,519.10</b>	<b>\$440,519.10</b>	<b>\$440,519.10</b>	<b>\$178,442.68</b>	<b>\$178,442.68</b>	<b>\$1,678,442.66</b>
<b>SA</b>	<b>TOTAL</b>	<b>\$1,514,546.63</b>	<b>\$1,514,546.63</b>	<b>\$1,514,546.63</b>	<b>\$613,502.93</b>	<b>\$613,502.93</b>	<b>\$5,770,645.75</b>

State	Sector	2023-24 \$	2024-25 \$	2025-26 \$	2026-27 \$	2027-28 \$	Total \$
TAS	Government	\$394,369.49	\$394,369.49	\$394,369.49	\$159,748.69	\$159,748.69	\$1,502,605.85
TAS	Catholic	\$81,810.69	\$81,810.69	\$81,810.69	\$33,139.36	\$33,139.36	\$311,710.79
TAS	Independent	\$69,224.43	\$69,224.43	\$69,224.43	\$28,040.99	\$28,040.99	\$263,755.27
<b>TAS</b>	<b>Non Government Total</b>	<b>\$151,035.12</b>	<b>\$151,035.12</b>	<b>\$151,035.12</b>	<b>\$61,180.35</b>	<b>\$61,180.35</b>	<b>\$575,466.06</b>
<b>TAS</b>	<b>TOTAL</b>	<b>\$545,404.61</b>	<b>\$545,404.61</b>	<b>\$545,404.61</b>	<b>\$220,929.04</b>	<b>\$220,929.04</b>	<b>\$2,078,071.91</b>
ACT	Government	\$188,793.90	\$188,793.90	\$188,793.90	\$76,475.44	\$76,475.44	\$719,332.58
ACT	Catholic	\$62,931.30	\$62,931.30	\$62,931.30	\$25,491.81	\$25,491.81	\$239,777.52
ACT	Independent	\$35,661.07	\$35,661.07	\$35,661.07	\$14,445.36	\$14,445.36	\$135,873.93
<b>ACT</b>	<b>Non Government Total</b>	<b>\$98,592.37</b>	<b>\$98,592.37</b>	<b>\$98,592.37</b>	<b>\$39,937.17</b>	<b>\$39,937.17</b>	<b>\$375,651.45</b>
<b>ACT</b>	<b>TOTAL</b>	<b>\$287,386.27</b>	<b>\$287,386.27</b>	<b>\$287,386.27</b>	<b>\$116,412.61</b>	<b>\$116,412.61</b>	<b>\$1,094,984.03</b>
NT	Government	\$316,754.21	\$316,754.21	\$316,754.21	\$128,308.79	\$128,308.79	\$1,206,880.21
NT	Catholic	\$37,758.78	\$37,758.78	\$37,758.78	\$15,295.09	\$15,295.09	\$143,866.52
NT	Independent	\$52,442.75	\$52,442.75	\$52,442.75	\$21,243.18	\$21,243.18	\$199,814.61
<b>NT</b>	<b>Non Government Total</b>	<b>\$90,201.53</b>	<b>\$90,201.53</b>	<b>\$90,201.53</b>	<b>\$36,538.27</b>	<b>\$36,538.27</b>	<b>\$343,681.13</b>
<b>NT</b>	<b>TOTAL</b>	<b>\$406,955.74</b>	<b>\$406,955.74</b>	<b>\$406,955.74</b>	<b>\$164,847.06</b>	<b>\$164,847.06</b>	<b>\$1,550,561.34</b>
Australia	Government	\$14,211,985.45	\$14,211,985.45	\$14,211,985.45	\$5,756,900.82	\$5,756,900.82	\$54,149,757.99
Australia	Catholic	\$3,670,992.54	\$3,670,992.54	\$3,670,992.54	\$1,487,022.35	\$1,487,022.35	\$13,987,022.32
Australia	Independent	\$2,483,688.67	\$2,483,688.67	\$2,483,688.67	\$1,006,076.84	\$1,006,076.84	\$9,463,219.69
<b>Australia</b>	<b>Non-Government Total</b>	<b>\$6,154,681.21</b>	<b>\$6,154,681.21</b>	<b>\$6,154,681.21</b>	<b>\$2,493,099.19</b>	<b>\$2,493,099.19</b>	<b>\$23,450,242.01</b>
<b>Australia</b>	<b>TOTAL</b>	<b>\$20,366,666.66</b>	<b>\$20,366,666.66</b>	<b>\$20,366,666.66</b>	<b>\$8,250,000.01</b>	<b>\$8,250,000.01</b>	<b>\$77,600,000.00</b>

## **APPENDIX B - INTERPRETATION**

Additional terms used in this Schedule are outlined below:

- a) **RRE** means respectful relationships education and includes education about consent in recognition that consent is part of having a respectful relationship.
- b) **non-government representative body** means a non-government representative body for a non-government school that is approved as such under the Australian Education Act 2013
- c) **Government school sector** means schools owned and managed by state and territory governments.
- d) **Non-government school sector** means schools that are owned and managed by non-government organisations, and include:
  - i. **Catholic School Sector** which may include systemic and non-systemic schools.
  - ii. **Independent School Sector** which includes systemic and non-systemic schools.