

# Family Law Information Sharing

## FEDERATION FUNDING AGREEMENT – AFFORDABLE HOUSING, COMMUNITY SERVICES AND OTHER

Table 1: Formalities and operation of schedule	
Parties	Commonwealth New South Wales Victoria Queensland Western Australia South Australia Tasmania Australian Capital Territory Northern Territory
Duration	This Schedule is expected to expire on 30 June 2025.
Purpose	<p>This Schedule will support the delivery of the <i>National Strategic Framework for Information Sharing between the Family Law and Family Violence and Child Protection Systems (National Framework)</i>, including the co-location of child protection and policing officials at family law court registries across Australia.</p> <p>The National Framework supports the appropriate and timely two-way information exchange between the Federal Circuit and Family Court of Australia (FCFCOA) and the Family Court of Western Australia (FCWA) (the family law courts) on the one hand, and state and territory courts, child protection, policing, firearms, and justice agencies on the other.</p> <p>The co-location of state and territory child protection and policing officials performs a range of functions to enhance information sharing and collaboration between the family law courts and their agencies. This is crucial to decision-making that promotes the best possible outcomes for children and a court system that is responsive to safety risks.</p>


<p>Estimated financial contributions</p>	<p>The Commonwealth will provide an estimated total financial contribution to the States and Territories of \$19.211 million in respect of this Schedule.</p> <hr/> <p><b>Table 1</b></p> <table border="1"> <thead> <tr> <th data-bbox="391 405 826 443"><b>(\$ million)</b></th> <th data-bbox="831 405 986 443"><b>2022-23</b></th> <th data-bbox="991 405 1145 443"><b>2023-24</b></th> <th data-bbox="1150 405 1305 443"><b>2024-25</b></th> <th data-bbox="1310 405 1417 443"><b>Total</b></th> </tr> </thead> <tbody> <tr> <td data-bbox="391 450 826 488"><b>Estimated total budget</b></td> <td data-bbox="831 450 986 488"><b>6.360</b></td> <td data-bbox="991 450 1145 488"><b>6.405</b></td> <td data-bbox="1150 450 1305 488"><b>6.446</b></td> <td data-bbox="1310 450 1417 488"><b>19.211</b></td> </tr> <tr> <td data-bbox="391 495 826 577"><i>Less estimated National Partnership Payments</i></td> <td data-bbox="831 495 986 577">6.360</td> <td data-bbox="991 495 1145 577">6.405</td> <td data-bbox="1150 495 1305 577">6.446</td> <td data-bbox="1310 495 1417 577">19.211</td> </tr> <tr> <td data-bbox="391 584 826 622">- New South Wales</td> <td data-bbox="831 584 986 622">1.481</td> <td data-bbox="991 584 1145 622">1.491</td> <td data-bbox="1150 584 1305 622">1.501</td> <td data-bbox="1310 584 1417 622">4.473</td> </tr> <tr> <td data-bbox="391 629 826 667">- Victoria</td> <td data-bbox="831 629 986 667">0.997</td> <td data-bbox="991 629 1145 667">1.004</td> <td data-bbox="1150 629 1305 667">1.010</td> <td data-bbox="1310 629 1417 667">3.011</td> </tr> <tr> <td data-bbox="391 674 826 712">- Queensland</td> <td data-bbox="831 674 986 712">1.425</td> <td data-bbox="991 674 1145 712">1.435</td> <td data-bbox="1150 674 1305 712">1.444</td> <td data-bbox="1310 674 1417 712">4.304</td> </tr> <tr> <td data-bbox="391 719 826 757">- Western Australia</td> <td data-bbox="831 719 986 757">0.789</td> <td data-bbox="991 719 1145 757">0.794</td> <td data-bbox="1150 719 1305 757">0.799</td> <td data-bbox="1310 719 1417 757">2.382</td> </tr> <tr> <td data-bbox="391 763 826 801">- South Australia</td> <td data-bbox="831 763 986 801">0.468</td> <td data-bbox="991 763 1145 801">0.471</td> <td data-bbox="1150 763 1305 801">0.474</td> <td data-bbox="1310 763 1417 801">1.413</td> </tr> <tr> <td data-bbox="391 808 826 846">- Tasmania</td> <td data-bbox="831 808 986 846">0.512</td> <td data-bbox="991 808 1145 846">0.516</td> <td data-bbox="1150 808 1305 846">0.519</td> <td data-bbox="1310 808 1417 846">1.547</td> </tr> <tr> <td data-bbox="391 853 826 891">- Australian Capital Territory</td> <td data-bbox="831 853 986 891">0.486</td> <td data-bbox="991 853 1145 891">0.490</td> <td data-bbox="1150 853 1305 891">0.493</td> <td data-bbox="1310 853 1417 891">1.469</td> </tr> <tr> <td data-bbox="391 898 826 936">- Northern Territory</td> <td data-bbox="831 898 986 936">0.202</td> <td data-bbox="991 898 1145 936">0.204</td> <td data-bbox="1150 898 1305 936">0.206</td> <td data-bbox="1310 898 1417 936">0.612</td> </tr> <tr> <td data-bbox="391 943 826 1025"><i>Balance of non-Commonwealth contributions</i></td> <td data-bbox="831 943 986 1025">0.0</td> <td data-bbox="991 943 1145 1025">0.0</td> <td data-bbox="1150 943 1305 1025">0.0</td> <td data-bbox="1310 943 1417 1025">0.0</td> </tr> </tbody> </table>	<b>(\$ million)</b>	<b>2022-23</b>	<b>2023-24</b>	<b>2024-25</b>	<b>Total</b>	<b>Estimated total budget</b>	<b>6.360</b>	<b>6.405</b>	<b>6.446</b>	<b>19.211</b>	<i>Less estimated National Partnership Payments</i>	6.360	6.405	6.446	19.211	- New South Wales	1.481	1.491	1.501	4.473	- Victoria	0.997	1.004	1.010	3.011	- Queensland	1.425	1.435	1.444	4.304	- Western Australia	0.789	0.794	0.799	2.382	- South Australia	0.468	0.471	0.474	1.413	- Tasmania	0.512	0.516	0.519	1.547	- Australian Capital Territory	0.486	0.490	0.493	1.469	- Northern Territory	0.202	0.204	0.206	0.612	<i>Balance of non-Commonwealth contributions</i>	0.0	0.0	0.0	0.0
<b>(\$ million)</b>	<b>2022-23</b>	<b>2023-24</b>	<b>2024-25</b>	<b>Total</b>																																																									
<b>Estimated total budget</b>	<b>6.360</b>	<b>6.405</b>	<b>6.446</b>	<b>19.211</b>																																																									
<i>Less estimated National Partnership Payments</i>	6.360	6.405	6.446	19.211																																																									
- New South Wales	1.481	1.491	1.501	4.473																																																									
- Victoria	0.997	1.004	1.010	3.011																																																									
- Queensland	1.425	1.435	1.444	4.304																																																									
- Western Australia	0.789	0.794	0.799	2.382																																																									
- South Australia	0.468	0.471	0.474	1.413																																																									
- Tasmania	0.512	0.516	0.519	1.547																																																									
- Australian Capital Territory	0.486	0.490	0.493	1.469																																																									
- Northern Territory	0.202	0.204	0.206	0.612																																																									
<i>Balance of non-Commonwealth contributions</i>	0.0	0.0	0.0	0.0																																																									
<p>Additional terms</p>	<p>The Commonwealth financial contribution to each State and Territory has two components.</p> <p>The quantum of the two components for each state and territory is at <b>Attachment A</b>. The funding in the two components must be spent as outlined below.</p> <p>The first component (co-location) must be spent to support the continuation and expansion of the co-location pilot, if applicable.</p> <p>The second component (other funding) allocated to States and Territories must be utilised to establish or support information sharing processes, either by establishing, continuing or expanding co-located officials or to undertake activities that ensure information regarding family violence and child abuse is shared in a timely manner to meet objectives of the National Framework. States and Territories are responsible for allocating this component of funding amongst their agencies (child protection and police agencies or state and territory courts) as they see appropriate.</p> <p>States and Territories are expected to deliver the program in accordance with public sector ethical values and duties such as probity, accountability, and transparency.</p>																																																												

**Table 2A: New South Wales – Performance requirements, reporting and payment summary**

Output	Performance milestones	Report due	Payment
Reporting of information sharing with the FCFCOA (or FCWA if applicable) by Police and Child Protection agencies (including co-located officials where applicable) and state and territory courts.	Six month Performance Report reporting against the items listed at Attachment B for the period 1 July 2022 to 31 December 2022.	31 March 2023	\$1.481m
	Annual Performance Report with reporting against the items listed at Attachment B for the period 1 January 2023 to 31 December 2023.	31 March 2024	\$1.491m
	Annual Performance Report with reporting against the items listed at Attachment B for the period 1 January 2024 to 31 December 2024.	31 March 2025	\$1.501m

The Parties have confirmed their commitment to this schedule as follows:

Signed for and on behalf of the Commonwealth of Australia by




The Honourable Mark Dreyfus KC, MP  
Attorney-General

[Day] [Month] [Year]

30 MAR 2024

Signed for and on behalf of the State of New South Wales by



The Honourable Michael Daley MP  
Attorney-General


[Day] [Month] [Year]

24 / 4 / 23

Table 2B: Victoria – Performance requirements, reporting and payment summary			
Output	Performance milestones	Report due	Payment
Reporting of information sharing with the FCFCOA (or FCWA if applicable) by Police and Child Protection agencies (including co-located officials where applicable) and state and territory courts.	Six month Performance Report reporting against the items listed at Attachment B for the period 1 July 2022 to 31 December 2022.	31 March 2023	\$0.997m
	Annual Performance Report with reporting against the items listed at Attachment B for the period 1 January 2023 to 31 December 2023.	31 March 2024	\$1.004m
	Annual Performance Report with reporting against the items listed at Attachment B for the period 1 January 2024 to 31 December 2024.	31 March 2025	\$1.010m

The Parties have confirmed their commitment to this schedule as follows:

Signed for and on behalf of the Commonwealth  
of Australia by



The Honourable Mark Dreyfus KC, MP  
Attorney-General

[Day] [Month] [Year]

6 3 23

Signed for and on behalf of the  
State of Victoria by



The Honourable Jaclyn Symes MLC  
Attorney-General


27/03/2023

**Table 2C: Queensland – Performance requirements, reporting and payment summary**

Output	Performance milestones	Report due	Payment
Reporting of information sharing with the FCFCOA (or FCWA if applicable) by Police and Child Protection agencies (including co-located officials where applicable) and state and territory courts.	Six month Performance Report reporting against the items listed at Attachment B for the period 1 July 2022 to 31 December 2022.	31 March 2023	\$1.425m
	Annual Performance Report with reporting against the items listed at Attachment B for the period 1 January 2023 to 31 December 2023.	31 March 2024	\$1.435m
	Annual Performance Report with reporting against the items listed at Attachment B for the period 1 January 2024 to 31 December 2024.	31 March 2025	\$1.444m

The Parties have confirmed their commitment to this schedule as follows:

*Signed for and on behalf of the Commonwealth of Australia by*

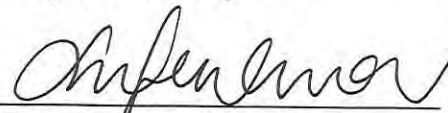


**The Honourable Mark Dreyfus KC, MP**  
Attorney-General

[Day] [Month] [Year]

6 3 23

*Signed for and on behalf of the State of Queensland by*



**The Honourable Shannon Fentiman MP**  
Attorney-General

[Day] [Month] [Year]


11 5 2023

**Table 2D: Western Australia – Performance requirements, reporting and payment summary**

Output	Performance milestones	Report due	Payment
Reporting of information sharing with the FCFCOA (or FCWA if applicable) by Police and Child Protection agencies (including co-located officials where applicable) and state and territory courts.	Six month Performance Report reporting against the items listed at Attachment B for the period 1 July 2022 to 31 December 2022.	31 March 2023	\$0.789m
	Annual Performance Report with reporting against the items listed at Attachment B for the period 1 January 2023 to 31 December 2023.	31 March 2024	\$0.794m
	Annual Performance Report with reporting against the items listed at Attachment B for the period 1 January 2024 to 31 December 2024.	31 March 2025	\$0.799m

The Parties have confirmed their commitment to this schedule as follows:

*Signed for and on behalf of the Commonwealth of Australia by*




The Honourable [insert name] MP  
Attorney-General

[Day] [Month] [Year]

6 3 23

*Signed for and on behalf of the State of Western Australia by*



The Honourable John Quigley LLB JP MLA  
Attorney-General

[Day] [Month] [Year]


4 / 4 / 2023

**Table 2E: South Australia – Performance requirements, reporting and payment summary**

Output	Performance milestones	Report due	Payment
Reporting of information sharing with the FCFCOA (or FCWA if applicable) by Police and Child Protection agencies (including co-located officials where applicable) and state and territory courts.	Six month Performance Report reporting against the items listed at Attachment B for the period 1 July 2022 to 31 December 2022.	31 March 2023	\$0.468m
	Annual Performance Report with reporting against the items listed at Attachment B for the period 1 January 2023 to 31 December 2023.	31 March 2024	\$0.471m
	Annual Performance Report with reporting against the items listed at Attachment B for the period 1 January 2024 to 31 December 2024.	31 March 2025	\$0.474m

The Parties have confirmed their commitment to this schedule as follows:

*Signed for and on behalf of the Commonwealth of Australia by*



**The Honourable Mark Dreyfus KC, MP**  
Attorney-General

[Day] [Month] [Year]

6 3 23

*Signed for and on behalf of the State of South Australia by*



**The Honourable Kyam Maher MLC**  
Attorney-General

[Day] [Month] [Year]

28 3 23

Table 2F: Tasmania – Performance requirements, reporting and payment summary			
Output	Performance milestones	Report due	Payment
Reporting of information sharing with the FCFCOA (or FCWA if applicable) by Police and Child Protection agencies (including co-located officials where applicable) and state and territory courts.	Six month Performance Report reporting against the items listed at Attachment B for the period 1 July 2022 to 31 December 2022.	31 March 2023	\$0.512m
	Annual Performance Report with reporting against the items listed at Attachment B for the period 1 January 2023 to 31 December 2023.	31 March 2024	\$0.516m
	Annual Performance Report with reporting against the items listed at Attachment B for the period 1 January 2024 to 31 December 2024.	31 March 2025	\$0.519m

The Parties have confirmed their commitment to this schedule as follows:

Signed for and on behalf of the Commonwealth of Australia by



The Honourable Mark Dreyfus KC, MP  
Attorney-General

[Day] [Month] [Year]  
6 3 23

Signed for and on behalf of the State of Tasmania by



The Honourable Elise Archer MP  
Attorney-General

[Day] [Month] [Year]  
20 4 23




**Table 2G: Australian Capital Territory – Performance requirements, reporting and payment summary**

Output	Performance milestones	Report due	Payment
Reporting of information sharing with the FCFCOA (or FCWA if applicable) by Police and Child Protection agencies (including co-located officials where applicable) and state and territory courts.	Six month Performance Report reporting against the items listed at Attachment B for the period 1 July 2022 to 31 December 2022.	31 March 2023	\$0.486m
	Annual Performance Report with reporting against the items listed at Attachment B for the period 1 January 2023 to 31 December 2023.	31 March 2024	\$0.490m
	Annual Performance Report with reporting against the items listed at Attachment B for the period 1 January 2024 to 31 December 2024.	31 March 2025	\$0.493m

The Parties have confirmed their commitment to this schedule as follows:


*Signed for and on behalf of the Commonwealth of Australia by*



**The Honourable Mark Dreyfus KC, MP**  
Attorney-General

[Day] [Month] [Year]  
6 3 23

*Signed for and on behalf of the Australian Capital Territory by*



**Mr Shane Rattenbury MLA**  
Attorney-General


[Day] [Month] [Year]  
29 / 3 / 23

**Table 2H: Northern Territory – Performance requirements, reporting and payment summary**

Output	Performance milestones	Report due	Payment
Reporting of information sharing with the FCFCOA (or FCWA if applicable) by Police and Child Protection agencies (including co-located officials where applicable) and state and territory courts.	Six month Performance Report reporting against the items listed at Attachment B for the period 1 July 2022 to 31 December 2022.	31 March 2023	\$0.202m
	Annual Performance Report with reporting against the items listed at Attachment B for the period 1 January 2023 to 31 December 2023.	31 March 2024	\$0.204m
	Annual Performance Report with reporting against the items listed at Attachment B for the period 1 January 2024 to 31 December 2024.	31 March 2025	\$0.206m

The Parties have confirmed their commitment to this schedule as follows:

*Signed for and on behalf of the Commonwealth of Australia by*



**The Honourable Mark Dreyfus KC, MP**  
Attorney-General

[Day] [Month] [Year]

6 3 23

*Signed for and on behalf of the Northern Territory by*

**The Honourable Chanston Paech MLA**  
Attorney-General

[Day] [Month] [Year]

Table 2H: Northern Territory – Performance requirements, reporting and payment summary			
Output	Performance milestones	Report due	Payment
Reporting of information sharing with the FCFCOA (or FCWA if applicable) by Police and Child Protection agencies (including co-located officials where applicable) and state and territory courts.	Six month Performance Report reporting against the items listed at Attachment B for the period 1 July 2022 to 31 December 2022.	31 March 2023	\$0.202m
	Annual Performance Report with reporting against the items listed at Attachment B for the period 1 January 2023 to 31 December 2023.	31 March 2024	\$0.204m
	Annual Performance Report with reporting against the items listed at Attachment B for the period 1 January 2024 to 31 December 2024.	31 March 2025	\$0.206m

The Parties have confirmed their commitment to this schedule as follows:

*Signed for and on behalf of the Commonwealth of Australia by*

\_\_\_\_\_  
**The Honourable Mark Dreyfus KC, MP**  
 Attorney-General

[Day] [Month] [Year]

*Signed for and on behalf of the Northern Territory by*

\_\_\_\_\_  
**The Honourable Chanston Paech MLA**  
 Attorney-General

[Day] [Month] [Year]

27/ 3/ 23

## Attachment A – Funding Components

<b>Co-location (\$ million)</b>	<b>2022-23</b>	<b>2023-24</b>	<b>2024-25</b>	<b>Total</b>
<b>Estimated total budget</b>	<b>2.855</b>	<b>2.874</b>	<b>2.892</b>	<b>8.621</b>
- New South Wales	0.770	0.775	0.780	2.325
- Victoria	0.324	0.326	0.328	0.978
- Queensland	0.682	0.687	0.691	2.060
- Western Australia	0.307	0.309	0.311	0.927
- South Australia	0.178	0.179	0.180	0.537
- Tasmania	0.310	0.312	0.314	0.936
- Australian Capital Territory	0.284	0.286	0.288	0.858
- Northern Territory	-	-	-	-

<b>Other Funding (\$ million)</b>	<b>2022-23</b>	<b>2023-24</b>	<b>2024-25</b>	<b>Total</b>
<b>Estimated total budget</b>	<b>3.505</b>	<b>3.531</b>	<b>3.554</b>	<b>10.590</b>
- New South Wales	0.711	0.716	0.721	2.148
- Victoria	0.673	0.678	0.682	2.033
- Queensland	0.743	0.748	0.753	2.244
- Western Australia	0.482	0.485	0.488	1.455
- South Australia	0.290	0.292	0.294	0.876
- Tasmania	0.202	0.204	0.205	0.611
- Australian Capital Territory	0.202	0.204	0.205	0.611
- Northern Territory	0.202	0.204	0.206	0.612

## Attachment B – Minimum Performance Reporting Requirements

These are the minimum requirements, but changes to reporting requirements may be made by agreement between Commonwealth and State Senior Officials. Agencies or courts that receive funding through this Schedule must provide performance reports containing the below data and information items at the relevant reporting due dates. A template will be distributed by the Attorney-General's Department prior to the due dates for completion.

### Police Agencies

Total number of section 69ZW (or equivalent once legislated) requests received by jurisdiction	
	Of the above, how many included involvement of a co-located official, if applicable
Total number of orders for particulars (short form orders) received (once legislated) by jurisdiction	
	Of the above, how many included involvement of a co-located official, if applicable
Total number of subpoenas received from FCFCOA/FCWA by jurisdiction	
	Of the above, how many included involvement of a co-located official, if applicable
Number of times information shared with family law courts under state and territory legislation.	
	Of the above, how many included involvement of a co-located official, if applicable.
<i>Financial and Staffing Information</i>	
	Report funding amount under the Schedule allocated to Police Agency
	Amount allocated to Co-location
	Amount allocated to the implementation of the National Information Sharing Framework (Other Funding)
	Provide itemised breakdown of costs associated with activities under the National Framework
	Report number and level of co-located officials, if applicable.

## Child Protection Agencies

Total number of section 69ZW (or equivalent once legislated) requests received by jurisdiction	
	Of the above, how many included involvement of a co-located official, if applicable
Total number of orders for particulars (short form orders) received (once legislated) by jurisdiction	
	Of the above, how many included involvement of a co-located official, if applicable
Total number of subpoenas received from FCFCOA/FCWA by jurisdiction	
	Of the above, how many included involvement of a co-located official, if applicable
Number of times information shared with family law courts under state and territory legislation.	
	Of the above, number of times information shared with family law courts under state and territory legislation by co-located officials, if applicable.
Total number of section 67Z and 67ZA reports received by jurisdiction	
	Of the above, how many included involvement of a co-located official, if applicable
Total number of section 91B requests received by jurisdiction	
	Of the above, how many included involvement of a co-located official, if applicable
Total number of Magellan orders received by jurisdiction	
	Of the above, how many included involvement of a co-located official, if applicable
<i>Financial and Staffing Information</i>	
	Report funding amount under the Schedule allocated to Child Protection Agency
	Amount allocated to Co-location
	Amount allocated to the implementation of the National Information Sharing Framework (Other Funding)
	Provide itemised breakdown of costs associated with activities under the National Framework
	Report number and level of co-located officials, if applicable.

## State and Territory Courts

Outline the activities undertaken by state and territory courts to support family violence and child abuse information sharing using the funding allocated under the Schedule.	
What is working well in regard to information sharing between the state and territory courts and FCFCOA/FCWA?	
Are there any issues or challenges arising in regard to information sharing?	
<i>Financial Information</i>	
	Report funding amount under the Schedule allocated to state and territory courts.
	Amount allocated to Co-location, if applicable
	Amount allocated to the implementation of the National Information Sharing Framework (Other Funding)
	Provide itemised breakdown of costs associated with activities under the National Framework